

# CLIMBING STEPS

[www.mobilepatientlift.com](http://www.mobilepatientlift.com)



[www.voltstair.com](http://www.voltstair.com)



[www.mobilestairlift.com](http://www.mobilestairlift.com)

## 2026

## Product Catalog

(212) 366-5483



[info@climbingsteps.com](mailto:info@climbingsteps.com)



[www.climbingsteps.com](http://www.climbingsteps.com)



# TABLE OF CONTENTS

## WE ARE CLIMBING STEPS

2

### MOBILE STAIRLIFT

3

GENESIS ECO STAIR LIFT	5
GENESIS STAIR LIFT	7
LITE STAIR LIFT	9
HELIX STAIR LIFT	11
GENESIS FLEX STAIR LIFT	13
ATLAS STAIR LIFT	15

### VOLTSTAIR

55

GO CLIMBER HAND TRUCK	57
X-CLIMBER HAND TRUCK	59
HERCULES CLIMBING HAND TRUCK	61
TITAN CLIMBING HAND TRUCK	63

### MOBILE STAIRLIFT PROFESSIONAL SERIES

17

HYPERLITE EVACUATION CHAIR	19
EZ LITE EVACUATION CHAIR	21
EZ EVACUATION CHAIR	23
AIRLIFT INFLATABLE STRETCHER	25

### WHY CHOOSE CLIMBING STEPS

66

### MOBILE PATIENT LIFT

27

FREEDOM BOOST PATIENT LIFT	29
FREEDOM PATIENT LIFT	31
FREEDOM AQUA PATIENT LIFT	33
FREEDOM EVERYLIFT PATIENT LIFT	35
THE ASCENT & GO SIT TO STAND LIFT	37
SIDEKICK MOBILE SHOWER CHAIR	39
ALTICARE RAISED TOILET SEAT	41
SAFE SIT TOILET SEAT HANDLES	43
ARGO POWERED TOILET SEAT RISER	45
THE BRIDGE BATTERY POWERED BATH LIFT	47
HELPUP INFLATABLE FLOOR ASSIST LIFT	49
LIFT BUDDY FALL RECOVERY CHAIR	51
BOUNCE BACK FALL RECOVERY PATIENT LIFT	53





[www.Voltstair.com](http://www.Voltstair.com)



[www.MobileStairlift.com](http://www.MobileStairlift.com)



[www.MobilePatientLift.com](http://www.MobilePatientLift.com)

# WE ARE CLIMBING STEPS

## Empowering Movement, Supporting Success

At Climbing Steps, Inc., we don't just manufacture equipment; we build the tools for independence. Our mission is to bridge the gap between mobility challenges and active living through high-performance medical and material handling solutions.

We recognize that our dealers are the vital link to the community. That is why we combine cutting-edge technology with premium materials to create products that are as reliable for the provider as they are for the user. By integrating years of industry expertise with direct feedback from the field, we ensure every product we ship is engineered for safety and designed for dignity. Together, we are helping your clients navigate the steps of life with confidence.





# MOBILE STAIRLIFT







# MOBILE STAIRLIFT

## Unrestricted Access. Anywhere, Anytime.

Mobile Stairlift is revolutionizing the way we navigate homes and our communities. By offering a full line of portable stairlift alternatives, we empower dealers to serve the “underserved” mobility market and those who cannot or choose not to install permanent stairlifts or wheelchair ramps.

For the modern dealer, our line of Mobile Stairlifts provides a versatile tool for growth. We offer a solution for renters who cannot modify their homes, travelers who need a portable option, and families seeking a cost-effective alternative to traditional installed stairlifts. Whether it’s a primary home solution or a secondary “add-on” for outdoor use, our mobile stairlifts ensure that your customers never have to compromise on safety or independence.

# THE MOBILE STAIRLIFT **GENESIS ECO**

The Genesis ECO is the ideal entry-level mobile stairlift, delivering safe, powered stair travel at an accessible price point without the complexity or cost of traditional installed stairlifts. It provides dependable performance for everyday home use, recovery needs, and temporary mobility situations.



## Best Entry-Level Option



**300 LBS**  
WEIGHT CAPACITY



**75 FLIGHTS**  
PER CHARGE



**62 LBS**  
UNIT WEIGHT



**STRAIGHT**  
STAIR COMPATIBILITY

### Straight Staircase Compatibility

Designed specifically for straight staircases and works on wood, carpet, concrete, tile, and most standard indoor and outdoor stair surfaces.

### Powered Track Climbing

Motorized traction tracks deliver smooth, controlled ascent and descent on straight staircases, eliminating manual lifting and reducing physical strain for caregivers.

### Strong & Practical Performance

Supports users up to 300 lbs and delivers up to 75 flights of stair travel per charge, making it ideal for daily home use, recovery periods, and backup mobility.

### Portable & Easy To Store

Folds compactly for storage and transport, fitting into most vehicle trunks for travel, visiting family, or multi-location use.

## ORDERING DETAILS

SKU	COLOR	UOM	INC. ACC.
MS-P02-GEN-ECO	GREEN	1/CS	SEATBELT

## TECHNICAL DETAILS

PRODUCT LENGTH	18 INCHES
PRODUCT WIDTH	20 INCHES
PRODUCT HEIGHT	42 INCHES
SEAT WIDTH	18 INCHES
SEAT DEPTH	21 INCHES
SEAT BACK HEIGHT	20 INCHES
FRONT WHEEL SIZE	4 INCHES
REAR WHEEL SIZE	5 INCHES
FOOTREST WIDTH	15 INCHES
FOOTREST DEPTH	8 INCHES
TRACK LENGTH	29 INCHES
WEIGHT CAPACITY	300 POUNDS
PRODUCT WEIGHT	62 POUNDS

## FOLDED SPECIFICATIONS

LENGTH	13 INCHES
WIDTH	20 INCHES
HEIGHT	42 INCHES

## EXTENSION DETAILS

FULL HEIGHT (TOP HANDLE EXT.)	64 INCHES
TOP HANDLE HEIGHTS	41, 47, 54, AND 61 INCHES
LOWER HANDLES EXT.	23, 27, 31 INCHES

## SHIPPING DETAILS

BOX LENGTH	44 INCHES
BOX WIDTH	23 INCHES
BOX HEIGHT	15 INCHES
BOX WEIGHT	70 POUNDS



## PRODUCT DETAILS

FRAME MATERIAL	ALUMINUM	LANDING AREA	44 X 44 INCHES
FRAME COLOR	GREEN	BATTERY TYPE	LITHIUM ION
SEAT MATERIAL	NEOPRENE	BATTERY WEIGHT	6 POUNDS

## COMPATIBLE ACCESSORIES

LITE-112	4 PT CHEST HARNESS	GEN-135	OXYGEN TANK HOLDER (C SIZE)
MP-A18	ANTERIOR TRUNK SUPPORT HARNESS	GEN-134	STORAGE WALL HOOK
GEN-133	SEAT CUSHION	GEN-106-NM	NON-MARKING TRACKS
MS-A01	TRANSFER BOARD		



# THE MOBILE STAIRLIFT **GENESIS**

The Genesis is Mobile Stairlift's flagship portable stairlift, built for users who need maximum safety, capacity, and performance without permanent installation. FDA Registered and engineered for daily use, it delivers powerful, reliable stair travel for home access, recovery, and long-term mobility needs.



## Best All-Around Option



**400 LBS**  
WEIGHT CAPACITY



**120 FLIGHTS**  
PER CHARGE



**62 LBS**  
UNIT WEIGHT



**STRAIGHT**  
STAIR COMPATIBILITY

### Flagship Portable Design

A full-performance, battery-powered FDA Approved stairlift alternative that delivers premium safety, stability, and control without permanent installation or home modification.

### High Capacity & Range

Supports users up to 400 lbs and delivers up to 120 flights of stair travel per charge, making it ideal for frequent daily use and higher weight requirements.

### One-Touch Track System

Single push-button track deployment and retraction replaces manual two-bar systems, simplifying setup while reducing physical effort for caregivers.

### Smart Safety Engineering

Fully enclosed internal wiring and a rear-mounted, quick-release battery improve reliability, reduce snag risk, and allow convenient on or off unit charging.

## ORDERING DETAILS

SKU	COLOR	UOM	INC. ACC.
MS-P02-GEN	YELLOW	1/CS	HEAD REST, SEATBELT, COVER, TRANSFER BOARD



## TECHNICAL DETAILS

PRODUCT LENGTH	30 INCHES
PRODUCT WIDTH	20 INCHES
PRODUCT HEIGHT	42 INCHES
SEAT DEPTH	18 INCHES
SEAT HEIGHT	20 INCHES
FRONT WHEEL HEIGHT	4 INCHES
BACK WHEEL HEIGHT	5 INCHES
ARMREST LENGTH	10 INCHES
FOOTREST LENGTH	15 INCHES
FOOTREST WIDTH	8 INCHES
TRACK LENGTH	29 INCHES
WEIGHT CAPACITY	400 POUNDS
PRODUCT WEIGHT	62 POUNDS

## FOLDED SPECIFICATIONS

LENGTH	13 INCHES
WIDTH	20 INCHES
HEIGHT	42 INCHES

## EXTENSION DETAILS

FULL HEIGHT (TOP HANDLE EXT.)	64 INCHES
TOP HANDLE HEIGHTS	41, 47, 54, & 61 INCHES
LOWER HANDLES EXT.	23, 27, & 31 INCHES

## SHIPPING DETAILS

BOX LENGTH	44 INCHES
BOX WIDTH	23 INCHES
BOX HEIGHT	15 INCHES
BOX WEIGHT	70 POUNDS



## PRODUCT DETAILS

FRAME MATERIAL	ALUMINUM	LANDING AREA	44 X 44 INCHES
FRAME COLOR	YELLOW	BATTERY TYPE	LITHIUM ION
SEAT MATERIAL	NEOPRENE	BATTERY WEIGHT	6 POUNDS

## COMPATIBLE ACCESSORIES

LITE-112	4 PT CHEST HARNESS	GEN-135	OXYGEN TANK HOLDER (C SIZE)
MP-A18	ANTERIOR TRUNK SUPPORT HARNESS	GEN-134	STORAGE WALL HOOK
GEN-133	SEAT CUSHION	GEN-106-NM	NON-MARKING TRACKS
MS-A01	TRANSFER BOARD		

# THE MOBILE STAIRLIFT **LITE**

The LITE is designed for users who prioritize portability without sacrificing safety or performance. With a lighter chair weight and long battery range, it is ideal for travel, multi-location use, and caregivers who need easier handling and transport.



## Best Lightweight Solution



**250 LBS**  
WEIGHT CAPACITY



**100 FLIGHTS**  
PER CHARGE



**44 LBS**  
UNIT WEIGHT



**STRAIGHT**  
STAIR COMPATIBILITY

### Ultra-Lightweight Design

Built with a lightweight frame that makes handling, transport, traveling, and storage easier while still delivering reliable, powered stair travel.

### Powered Up & Down Stair Transport

Motorized auto-braking tracks safely carry users up and down straight staircases in a secure seated position, eliminating dangerous manual lifting.

### Up To 100 Flights Per Charge

High-efficiency lithium-ion battery delivers long-lasting performance for frequent daily stair use without constant charging.

### Auto-Brake & Safety Systems

Features automatic braking tracks, rear wheel foot brakes, safety seat belt, and manual free-wheel mode for emergency operation without battery power.

## ORDERING DETAILS

SKU	COLOR	UOM	INC. ACC.
LITE	WHITE	1/CS	HEAD REST, CHEST HARNESS, COVER

## TECHNICAL DETAILS

PRODUCT LENGTH	40 INCHES
PRODUCT WIDTH	20 INCHES
PRODUCT HEIGHT	57 INCHES
SEAT DEPTH	18 INCHES
SEAT HEIGHT	20 INCHES
FRONT WHEEL HEIGHT	3 INCHES
BACK WHEEL HEIGHT	5 INCHES
HANDLE LENGTH	8 INCHES
FOOTREST LENGTH	11 INCHES
FOOTREST WIDTH	5 INCHES
TRACK LENGTH	29 INCHES
WEIGHT CAPACITY	250 POUNDS
PRODUCT WEIGHT	44 POUNDS

## FOLDED SPECIFICATIONS

LENGTH	11 INCHES
WIDTH	20 INCHES
HEIGHT	40 INCHES

## EXTENSION DETAILS

FULL HEIGHT (TOP HANDLE EXT.)	57 INCHES
TOP HANDLE HEIGHTS	39 & 57 INCHES
LOWER HANDLES EXT.	21 INCHES

## SHIPPING DETAILS

BOX LENGTH	42 INCHES
BOX WIDTH	23 INCHES
BOX HEIGHT	13 INCHES
BOX WEIGHT	54 POUNDS



## PRODUCT DETAILS

FRAME MATERIAL	ALUMINUM	LANDING AREA	44 X 44 INCHES
FRAME COLOR	WHITE	BATTERY TYPE	LITHIUM ION
SEAT MATERIAL	NYLON	BATTERY WEIGHT	3 POUNDS

## COMPATIBLE ACCESSORIES

MP-A18	ANTERIOR TRUNK SUPPORT HARNESS	GEN-134	STORAGE WALL HOOK
GEN-133	SEAT CUSHION	MS-A01	TRANSFER BOARD
LITE-113	SEATBELT		



# THE MOBILE STAIRLIFT **HELIX**

The Helix is the only portable stairlift designed to navigate curved, rounded, and straight staircases. Its adaptive drive system allows smooth, controlled stair travel on complex stair layouts where traditional portable stairlifts cannot operate.



## Best for Curved Stairs



**400 LBS**  
WEIGHT CAPACITY



**120 FLIGHTS**  
PER CHARGE



**75 LBS**  
UNIT WEIGHT



**CURVED**  
STAIR COMPATIBILITY

- Curved & Straight Stair Compatibility**  
Designed to safely navigate curved, rounded, and straight staircases, making it the most versatile mobile stairlift option for complex stair layouts.
- Motorized Track Control**  
Powered traction tracks deliver smooth, controlled ascent and descent without manual lifting, improving safety and reducing caregiver strain on challenging stair designs.
- High-Capacity Performance**  
Supports users up to 400 lbs and delivers up to 120 flights of stair travel per charge, providing reliable range and strength for frequent daily use.
- Removable Rechargeable Battery**  
Battery shows real-time charge level on the control panel and can be removed for convenient off-unit charging.

## ORDERING DETAILS

SKU	COLOR	UOM	INC. ACC.
HELX	ORANGE	1/CS	HEAD REST, SEATBELT, COVER

## TECHNICAL DETAILS

PRODUCT LENGTH	32 INCHES
PRODUCT WIDTH	20 INCHES
PRODUCT HEIGHT	40 INCHES
SEAT DEPTH	18 INCHES
SEAT HEIGHT	20 INCHES
FRONT WHEEL HEIGHT	4 INCHES
BACK WHEEL HEIGHT	5 INCHES
HANDLE LENGTH	11 INCHES
FOOTREST LENGTH	11 INCHES
FOOTREST WIDTH	4 INCHES
TRACK LENGTH	31 INCHES
WEIGHT CAPACITY	400 POUNDS
PRODUCT WEIGHT	75 POUNDS

## FOLDED SPECIFICATIONS

LENGTH	13 INCHES
WIDTH	20 INCHES
HEIGHT	40 INCHES

## EXTENSION DETAILS

FULL HEIGHT (TOP HANDLE EXT.)	63 INCHES
TOP HANDLE HEIGHTS	40, 47, 53, & 59 INCHES
LOWER HANDLES EXT.	23, 27, & 31 INCHES

## SHIPPING DETAILS

BOX LENGTH	44 INCHES
BOX WIDTH	23 INCHES
BOX HEIGHT	15 INCHES
BOX WEIGHT	84 POUNDS



## PRODUCT DETAILS

FRAME MATERIAL	ALUMINUM	LANDING AREA	44 X 44 INCHES
FRAME COLOR	ORANGE	BATTERY TYPE	LITHIUM ION
SEAT MATERIAL	NEOPRENE	BATTERY WEIGHT	3 POUNDS

## COMPATIBLE ACCESSORIES

MP-A 18	ANTERIOR TRUNK SUPPORT HARNESS	GEN-135	OXYGEN TANK HOLDER (C SIZE)
DSTCVR	PROTECTIVE COVER	GEN-134	STORAGE WALL HOOK
LITE-112	4 PT CHEST HARNESS		

# THE MOBILE STAIRLIFT **GENESIS FLEX**

The Genesis Flex Mobile Stairlift is a true dual-purpose mobility solution designed to function as both a powered stairlift and a transport chair in one system. Unlike every other model in the mobile stairlift category, the Flex features tool-free detachable motorized tracks, allowing it to instantly convert from a powered stair-climbing device into a lightweight transport chair for flat-ground mobility.

## Tool-Free Removable Tracks



## Best for Multi-Purpose Use



**400 LBS**  
WEIGHT CAPACITY



**120 FLIGHTS**  
PER CHARGE



**50 LBS**  
UNIT WEIGHT



**STRAIGHT**  
STAIR COMPATIBILITY

### Dual-Mode Mobility Design

Functions as both a powered mobile stairlift and a transport chair, allowing users to move across flat surfaces and then attach the tracks only when stair travel is needed.

### Tool-Free Track Attachment

Tracks attach and detach in seconds without tools, making transitions between transport mode and stairlift mode fast, simple, and physically effortless.

### Lightweight Modular Build

Weighs just 50 lbs total, with the chair at approximately 20 lbs and the track assembly at 30 lbs, improving portability, handling, and everyday usability.

### Works On Multiple Stair Surfaces

Designed for use on wood, carpet, tile, concrete, and most standard indoor and outdoor stair materials.

## ORDERING DETAILS

SKU	COLOR	UOM	INC. ACC.
MP-P02	BLACK	1/CS	HARNESS, COVER



## TECHNICAL DETAILS

PRODUCT LENGTH	28 INCHES
PRODUCT WIDTH	20 INCHES
PRODUCT HEIGHT	33 INCHES
SEAT DEPTH	15 INCHES
SEAT HEIGHT	20 INCHES
FRONT WHEEL HEIGHT	3 INCHES
BACK WHEEL HEIGHT	5 INCHES
HANDLE LENGTH	8 INCHES
FOOTREST LENGTH	15 INCHES
FOOTREST WIDTH	5 INCHES
TRACK LENGTH	29 INCHES
WEIGHT W/ TRACKS	50 POUNDS
WEIGHT W/O TRACKS	20 POUNDS
WEIGHT CAPACITY	400 POUNDS

## FOLDED SPECIFICATIONS

LENGTH	13 INCHES
WIDTH	20 INCHES
HEIGHT	42 INCHES

## EXTENSION DETAILS

FULL HEIGHT (TOP HANDLE EXT.)	54 INCHES
TOP HANDLE HEIGHTS	36, 46, & 54 INCHES
LOWER HANDLES EXT.	12 & 21 INCHES

## SHIPPING DETAILS

BOX LENGTH	43 INCHES
BOX WIDTH	28 INCHES
BOX HEIGHT	13 INCHES
BOX WEIGHT	63 POUNDS



## PRODUCT DETAILS

FRAME MATERIAL	ALUMINUM	LANDING AREA	44 X 44 INCHES
FRAME COLOR	BLACK	BATTERY TYPE	LITHIUM ION
SEAT MATERIAL	PLASTIC	BATTERY WEIGHT	3 POUNDS

## COMPATIBLE ACCESSORIES

LITE-113	SEATBELT	GEN-135	OXYGEN TANK HOLDER (C SIZE)
LITE-112	4 PT CHEST HARNESS	GEN-134	STORAGE WALL HOOK
GEN-133	SEAT CUSHION		

# THE MOBILE STAIRLIFT **ATLAS**

The Atlas is engineered specifically for wheelchair users who need safe stair access without transferring out of their chair. Designed to accommodate standard and reclining wheelchairs, it provides controlled stair travel for users who require full seated support.



## Best for Wheelchairs



**440 LBS**  
WEIGHT CAPACITY



**120 FLIGHTS**  
PER CHARGE



**53 LBS**  
UNIT WEIGHT



**STRAIGHT**  
STAIR COMPATIBILITY

### Wheelchair Stairlift Solution

Designed specifically to transport users while seated in their own wheelchair or reclining wheelchair, eliminating transfers before navigating stairs.

### Standard & Reclining Chair Compatibility

Accommodates most standard and reclining wheelchairs in 16", 18", and 20" seat widths, making it a versatile option for many wheelchair users.

### Powered Track Ascent & Descent

Motorized traction tracks provide smooth, controlled movement up and down straight staircases, removing the need for manual lifting or multiple operators.

### Safe Wheelchair Securing System

Built-in wheelchair frame clasps, wheel supports, and seatbelt restraints lock the wheelchair into position for safe transport.

## ORDERING DETAILS

SKU	COLOR	UOM	INC. ACC.
ATLS	DARK GREY & RED	1/CS	SEATBELT, COVER

## TECHNICAL DETAILS

PRODUCT LENGTH	24 INCHES
PRODUCT WIDTH	15.5 INCHES
PRODUCT HEIGHT	41 INCHES
FRONT WHEEL HEIGHT	1.5 INCHES
BACK WHEEL HEIGHT	5 INCHES
REAR BAR LATCH WIDTH (S)	5-7 INCHES
REAR BAR LATCH WIDTH (M)	7-9 INCHES
TRACK LENGTH	31 INCHES
WEIGHT CAPACITY	440 POUNDS
PRODUCT WEIGHT	53 POUNDS

## FOLDED SPECIFICATIONS

LENGTH	43 INCHES
WIDTH	24 INCHES
HEIGHT	12 INCHES

## EXTENSION DETAILS

FULL HEIGHT (TOP HANDLE EXT.)	64 INCHES
HANDLE HEIGHTS	41, 52, & 63 INCHES
BASE EXT. WIDTH	23 - 31 INCHES

## SHIPPING DETAILS

BOX LENGTH	44 INCHES
BOX WIDTH	23 INCHES
BOX HEIGHT	15 INCHES
BOX WEIGHT	66 POUNDS



## PRODUCT DETAILS

FRAME MATERIAL	ALUMINUM	LANDING AREA	44 X 44 INCHES
FRAME COLOR	BLACK	BATTERY TYPE	LITHIUM ION
SEAT MATERIAL	PLASTIC	BATTERY WEIGHT	3 POUNDS
SEAT COLOR	BLACK		

## COMPATIBLE ACCESSORIES

GEN-134	STORAGE WALL HOOK	GEN-135	OXYGEN TANK HOLDER (C SIZE)









## MOBILE STAIRLIFT **PROFESSIONAL SERIES**

**Tactical Mobility. Professional Performance.**

The Mobile Stairlift Professional Series is engineered for the rigors of first response and high-traffic facility management. Designed specifically for EMS, Fire Departments, Police, and Medical Transport teams, these professional-grade evacuation chairs and stairlifts provide the strength and agility required in life-critical situations.

When every second counts, the Professional Series delivers. These units are built with reinforced materials and intuitive controls to ensure a safe, dignified evacuation for the patient and reduced physical strain for the operator. For distributors and fleet providers, this series represents the gold standard in portable transport meeting the high demands of hospitals, schools, and government agencies worldwide.

# THE HYPERLITE STAIR CHAIR

Using the latest in high-strength aluminum manufacturing, Hyperlite's classic design is both incredibly durable and extremely lightweight, allowing for optimal portability when it matters.



## The Classic Option



**350 LBS**  
WEIGHT CAPACITY



**25 LBS**  
UNIT WEIGHT



**PORTABLE**  
& LIGHTWEIGHT

- Ultra-Light Manual Design**  
Track-free, lift-and-carry evacuation chair built for fast response and maximum portability in emergency situations.
- Two-Person Carry Operation**  
Designed for manual descent by two operators, making it ideal for tight stairwells and narrow landings.
- No Power or Tracks Required**  
Operates without batteries, charging, or braking systems, ensuring simple, maintenance-free readiness.
- Compact & Easy To Store**  
Weighs just 25 lbs and folds compactly for storage in closets, stairwells, vehicles, or emergency cabinets.

## ORDERING DETAILS

SKU	COLOR	UOM	INC. ACC.
MS-P01	RED	1/CS	SAFETY STRAPS



## TECHNICAL DETAILS

PRODUCT LENGTH	18 INCHES
PRODUCT WIDTH	21 INCHES
PRODUCT HEIGHT	38 INCHES
SEAT HEIGHT	20 INCHES
FRONT WHEEL HEIGHT	5 INCHES
BACK WHEEL HEIGHT	5 INCHES
HANDLE LENGTH	8 INCHES
FOOTREST WIDTH	8 INCHES
FOOTREST LENGTH	10 INCHES
PRODUCT WEIGHT	25 POUNDS
WEIGHT CAPACITY	350 POUNDS
LANDING AREA	36 x 36 INCHES

## EXTENSION DETAILS

LOWER HANDLES EXT.	26 & 39 INCHES
--------------------	----------------

## FOLDED SPECIFICATIONS

LENGTH	38 INCHES
WIDTH	22 INCHES
HEIGHT	38 INCHES

## SHIPPING DETAILS

BOX LENGTH	39 INCHES
BOX WIDTH	22 INCHES
BOX HEIGHT	8 INCHES
BOX WEIGHT	29 POUNDS



## PRODUCT DETAILS

FRAME MATERIAL	ALUMINUM	SEAT MATERIAL	VINYL
FRAME COLOR	SILVER	SEAT COLOR	RED

## COMPATIBLE ACCESSORIES

GEN-134	STORAGE WALL HOOK
---------	-------------------

# THE EZ LITE EVACUATION CHAIR

Weighting only 28lbs, the EZ LITE Evacuation Chair was design keeping our Ambulatory, EMS and Emergency professionals in mind. To help ease the patient transportation process during any emergency.



## Best for Portability



**350 LBS**  
WEIGHT CAPACITY



**28 LBS**  
UNIT WEIGHT



**PORTABLE**  
& LIGHTWEIGHT



### Single-Operator Track System

Rubber track braking allows one trained operator to guide a passenger safely down stairs with reduced physical strain.



### Lightweight & Strong

Weighs just 28 lbs while supporting up to 350 lbs, offering an ideal balance of portability and strength.



### Straight Stair Compatibility

Designed for straight staircases and performs reliably on wood, carpet, concrete, and tile surfaces.



### Everyday Emergency Ready

Fold-flat design allows for convenient wall mounting or staged storage near stairwells for quick deployment.

## ORDERING DETAILS

SKU	COLOR	UOM	INC. ACC.
EVCH-L	RED	1/CS	SEATBELT, WALL HOOK

## TECHNICAL DETAILS

PRODUCT LENGTH	28 INCHES
PRODUCT WIDTH	20 INCHES
PRODUCT HEIGHT	34 INCHES
SEAT HEIGHT	21 INCHES
WHEEL HEIGHT	7 INCHES
FOOTREST LENGTH	18 INCHES
FULL EX. HEIGHT	58 INCHES
PRODUCT WEIGHT	28 POUNDS
WEIGHT CAPACITY	350 POUNDS
LANDING AREA	44 X 44 INCHES

## SHIPPING DETAILS

BOX LENGTH	45 INCHES
BOX WIDTH	21 INCHES
BOX HEIGHT	9 INCHES
BOX WEIGHT	34 POUNDS



## FOLDED SPECIFICATIONS

LENGTH	10 INCHES
WIDTH	20 INCHES
HEIGHT	41 INCHES

## PRODUCT DETAILS

FRAME MATERIAL	ALUMINUM	SEAT MATERIAL	VINYL
FRAME COLOR	BLACK	SEAT COLOR	RED

## COMPATIBLE ACCESSORIES

MS-A03	PROTECTIVE COVER	LITE-112	4 PT CHEST HARNESS

# THE **EZ** EVACUATION CHAIR

Loaded with safety features, the EZ Chair is designed to provide a safer solution for Emergency Professionals that is more efficient when transporting people down stairs during an emergency.



## Best for Stability



**400 LBS**  
WEIGHT CAPACITY



**30 LBS**  
UNIT WEIGHT



**PORTABLE**  
& LIGHTWEIGHT

### Heavy-Duty Tracked Descent

Integrated rubber track system allows a single operator to control smooth, stable stair descent without lifting or carrying.

### High Capacity Performance

Supports users up to 400 lbs while maintaining controlled movement on straight staircases in demanding environments.

### Institutional-Grade Build

Reinforced steel frame designed for frequent use in hospitals, high-rise buildings, and emergency response applications.

### Ready-Access Storage

Folds for wall-mounted or stairwell storage, keeping the chair accessible and ready during emergencies.

## ORDERING DETAILS

SKU	COLOR	UOM	INC. ACC.
EVCH	RED	1/CS	SEATBELT, COVER, WALL HOOK, HEAD SUPPORT



## TECHNICAL DETAILS

PRODUCT LENGTH	18 INCHES
PRODUCT WIDTH	20 INCHES
PRODUCT HEIGHT	44 INCHES
SEAT HEIGHT	20 INCHES
FRONT WHEEL HEIGHT	3 INCHES
BACK WHEEL HEIGHT	6 INCHES
HANDLE LENGTH	10 INCHES
FOOTREST LENGTH	14 INCHES
TRACK LENGTH	29 INCHES
PRODUCT WEIGHT	30 POUNDS
WEIGHT CAPACITY	400 POUNDS
LANDING AREA	44 x 44 INCHES

## EXTENSION DETAILS

FULL HEIGHT (TOP HANDLE EXT.)	64 INCHES
LOWER HANDLES EXT.	43, 50, 57, & 64 INCHES

## FOLDED SPECIFICATIONS

LENGTH	10 INCHES
WIDTH	20 INCHES
HEIGHT	44 INCHES

## SHIPPING DETAILS

BOX LENGTH	36 INCHES
BOX WIDTH	23 INCHES
BOX HEIGHT	14 INCHES
BOX WEIGHT	45 POUNDS



## PRODUCT DETAILS

FRAME MATERIAL	ALUMINUM	SEAT MATERIAL	VINYL
FRAME COLOR	BLACK	SEAT COLOR	RED

## COMPATIBLE ACCESSORIES

LITE-112	4 PT CHEST HARNESS
----------	--------------------

# THE AIRLIFT INFLATABLE RESCUE STRETCHER

The Airlift Ease is a cutting-edge inflatable rescue stretcher features a built-in inflation pump that ensures rapid deployment and compact storage. It's lightweight design and rapid inflation make it ideal for emergency ambulance transfers, outdoor response, and efficient use in medical facilities.



## Best for Emergency Transportation



**300 LBS**  
WEIGHT CAPACITY



**7 LBS**  
UNIT WEIGHT



**RECHARGABLE**  
**BATTERY**

### Built-In Pump

The Airlift Ease comes equipped with a built-in electric pump, enabling rapid and hassle-free inflation in critical situations.

### Secure Patient Transfer

Robust safety straps and handles, provide stability during transfers and ensure the utmost security for patients.

### Portability Redefined

Its foldable and compact design, complete with a convenient carry bag, ensures easy transportation and storage.

### Charging Versatility

The Airlift Ease's dual interface design, featuring Type-C and USB charging, ensures reliable power sources during any emergency situation.

## ORDERING DETAILS

SKU	COLOR	UOM	INC. ACC.
MP-P06	BLUE	1/CS	SAFETY STRAPS, CARRY BAG

## TECHNICAL DETAILS

PRODUCT LENGTH	75 INCHES
PRODUCT WIDTH	31 INCHES
PRODUCT HEIGHT (INFLATED)	8 INCHES
HANDLE LENGTH	6 INCHES
PRODUCT WEIGHT	7 POUNDS
WEIGHT CAPACITY	300 POUNDS
INFLATION TIME	1-2 MINUTES

## INFLATION HEIGHT

FLOOR TO TOP OF LIFT	8 INCHES
----------------------	----------

## CARRY BAG DETAILS

BAG LENGTH	19 INCHES
BAG WIDTH	13 INCHES
BAG HEIGHT	13 INCHES
BAG WEIGHT W/ AIRLIFT	7 POUNDS

## SHIPPING DETAILS

BOX LENGTH	16 INCHES
BOX WIDTH	10 INCHES
BOX HEIGHT	6 INCHES
BOX WEIGHT	7 POUNDS



## PRODUCT DETAILS

PRODUCT COLOR	BLUE	BATTERY TYPE	LITHIUM ION
MATERIAL	PVC COATED FABRIC	CARRY BAG MATERIAL	NYLON

## COMPATIBLE ACCESSORIES






# MOBILE PATIENT LIFT





# MOBILE PATIENT LIFT

## Redefining the Transfer Experience

Mobile Patient Lift is transforming the landscape of patient handling by moving beyond the limitations of traditional equipment. We specialize in sling-free transfer solutions and versatile movement aids designed to make patient handling safer, faster, and more dignified. From assisting with bathroom transfers to providing critical aid for fallen individuals, our equipment is engineered to remove the physical and emotional barriers often associated with patient lifting.

For our providers, the Mobile Patient Lift line represents a modern evolution in home and facility care. Our products prioritize “togetherness” by reducing the mechanical clutter of traditional lifts, allowing caregivers and their loved ones to focus on the person, not the process.

# FREEDOM BOOST NO SLING PATIENT LIFT

Perfect for any environment – at home, assisted living or rehab facilities. Unlike traditional patient lifts, the Freedom Boost Patient Lift eliminates the need for an uncomfortable sling using the split seat design which cradles the patient allowing for safe side entry transfer.



**Best for Non-Powered  
Everyday Patient Transfers**



**265 LBS**  
WEIGHT CAPACITY



**70.5 LBS**  
UNIT WEIGHT



**HYDRAULIC**  
LIFT SUPPORT

## Enclosing Seat

The seat opens 90° and wraps around the patient, making it easy to safely transfer from a seated position to the chair.

## Hydraulic Boost Power

Foot-operated hydraulic pump raises and lowers the seat smoothly offering precise control without relying on electrical components.

## Locking Wheels

Designed to ensure safety and unwanted movement during transfer into the device, or during transit.

## Ergonomic Handles

Comfortable and secure grips make it easy for patients or caregivers to maneuver the lift safely and smoothly.

## ORDERING DETAILS

SKU	COLOR	UOM	INC. ACC.
MP-P12	WHITE	1/CS	COMMODE PAIL & LID, SEATBELT

## TECHNICAL DETAILS

PRODUCT LENGTH	28 INCHES
PRODUCT WIDTH	22.5 INCHES
PRODUCT HEIGHT	36 - 46 INCHES
PRODUCT HEIGHT <small>(HANDLES FOLDED)</small>	30 INCHES
SEAT HEIGHT RANGE	17.3 - 27.6 INCHES
GRIP LENGTH	5 INCHES
SEAT LENGTH	15.7 INCHES
SEAT WIDTH	18.1 INCHES
FRONT CASTER SIZE	5 INCHES
REAR CASTER SIZE	3 INCHES
FOOTREST WIDTH	14 INCHES
FOOTREST DEPTH	6.5 INCHES
BACK HEIGHT	14 INCHES
ARMREST LENGTH	10 INCHES
WIDTH BETWEEN LEGS	18 INCHES
INTERIOR FRAME WIDTH	18 INCHES
CLEARANCE REQUIRED	4.5 INCHES
WEIGHT CAPACITY	265 POUNDS
PRODUCT WEIGHT	70.5 POUNDS

## SHIPPING DETAILS

BOX LENGTH	25 INCHES
BOX WIDTH	21 INCHES
BOX HEIGHT	32 INCHES
BOX WEIGHT	77 POUNDS



## FOLDED SPECIFICATIONS

LENGTH	12 INCHES
WIDTH	22.5 INCHES
HEIGHT	31 INCHES

## PRODUCT DETAILS

FRAME MATERIAL	STEEL	SEAT MATERIAL	STEEL
FRAME COLOR	WHITE	ACCENT COLOR	BLACK

## COMPATIBLE ACCESSORIES

FCOM-003	COMMODE PAIL	MP-A18	ANTERIOR TRUNK SUPPORT HARNESS
FCOM-001	SEAT CUSHION		

# FREEDOM ELECTRIC PATIENT LIFT

Our electric patient lift chair is versatile, lightweight, portable, and suitable for almost any space. It allows caretakers to assist patients with everyday responsibilities while giving them more ease and dignity than traditional patient lifts offer.



## Best for Powered Everyday Patient Transfers



**300 LBS**  
WEIGHT CAPACITY



**60 LBS**  
UNIT WEIGHT



**150 LIFTS**  
PER CHARGE

### Enclosing Seat

The seat opens 90° and wraps around the patient, making it easy to safely transfer from a seated position to the chair.

### Electric Adjustable Seat Height

The powered lift with built-in controls allows the seat to be adjusted from 15.5" to 23.5" to match the desired height of your destination.

### Locking Wheels

Designed to ensure safety and unwanted movement during transfer into the device, or during transit.

### Ergonomic Handles

Comfortable and secure grips make it easy for patients or caregivers to maneuver the lift safely and smoothly.

## ORDERING DETAILS

SKU	COLOR	UOM	INC. ACC.
FCOM	WHITE	1/CS	COMMODE PAIL & LID, REMOTE, SEATBELT



## TECHNICAL DETAILS

PRODUCT LENGTH	30 INCHES
PRODUCT WIDTH	22.5 INCHES
PRODUCT HEIGHT	32.5 - 43.5 INCHES
PRODUCT HEIGHT <small>(HANDLES FOLDED)</small>	26 INCHES
SEAT HEIGHT RANGE	15.5 - 23.5 INCHES
GRIP LENGTH	5 INCHES
SEAT LENGTH	17 INCHES
SEAT WIDTH	21 INCHES
FRONT CASTER SIZE	5 INCHES
REAR CASTER SIZE	3 INCHES
FOOTREST WIDTH	14 INCHES
FOOTREST DEPTH	6 INCHES
BACK HEIGHT	14 INCHES
ARMREST LENGTH	10 INCHES
WIDTH BETWEEN LEGS	18 INCHES
INTERIOR FRAME WIDTH	18 INCHES
CLEARANCE REQUIRED	4 INCHES
WEIGHT CAPACITY	300 POUNDS
PRODUCT WEIGHT	60 POUNDS

## FOLDED SPECIFICATIONS

LENGTH	12 INCHES
WIDTH	23 INCHES
HEIGHT	26.5 INCHES

## SHIPPING DETAILS

BOX LENGTH	26 INCHES
BOX WIDTH	31 INCHES
BOX HEIGHT	17 INCHES
BOX WEIGHT	63 POUNDS



## PRODUCT DETAILS

FRAME MATERIAL	STEEL	BATTERY TYPE	LITHIUM ION
FRAME COLOR	WHITE	BATTERY WEIGHT	1 POUND
SEAT MATERIAL	STEEL	BATTERY SIZE	1"x 8"x 3"
ACCENT COLOR	BLACK		

## COMPATIBLE ACCESSORIES

FCOM-003	COMMODE PAIL	MP-A18	ANTERIOR TRUNK SUPPORT HARNESS
FCOM-001	SEAT CUSHION		

# FREEDOM AQUA ELECTRIC PATIENT LIFT

This innovative chair not only delivers all the trusted benefits of our Freedom Patient Chair but also brings the game-changing feature of water resistance. Perfect for shower use, the Freedom Aqua ensures safety, comfort, and reliable support, making every moment worry-free.



## Best for Powered Everyday Patient Transfers & Bathing



**300 LBS**  
WEIGHT CAPACITY



**47 LBS**  
UNIT WEIGHT



**150 LIFTS**  
PER CHARGE

### ◆ Sling Free Transfer Design

Eliminates the need for slings, providing a secure seat that closes around the user instead of lifting them overhead. This reduces stress, improves safety, and enhances confidence during transfers.

### ◆ Shower Safe IPX5 Water Resistance

The Aqua's IPX5 rating allows safe use in wet environments such as showers and bathing areas without risking electronic or structural damage. It is engineered for water exposure but not full submersion.

### ◆ 90 Degree Split Seat Design

The split seat opens widely so caregivers can easily slide each half under the user with minimal movement. Once secured, the seat provides stability for bathing, toileting, or transport.

### ◆ Electric Seat Adjustment 19" - 29"

The powered lift aligns the user with bathtubs, shower chairs, and other surfaces to simplify transfers in bathroom environments.

## ORDERING DETAILS

SKU	COLOR	UOM	INC. ACC.
FCOM-02	WHITE	1/CS	COMMODE PAIL & LID, REMOTE, SEATBELT

## TECHNICAL DETAILS

PRODUCT LENGTH	30 INCHES
PRODUCT WIDTH	22 INCHES
PRODUCT HEIGHT	33.5 - 43.25 INCHES
PRODUCT HEIGHT <small>(HANDLES FOLDED)</small>	28 INCHES
SEAT HEIGHT RANGE	19 - 29 INCHES
GRIP LENGTH	5 INCHES
SEAT LENGTH	17 INCHES
SEAT WIDTH	21 INCHES
FRONT CASTER SIZE	5 INCHES
REAR CASTER SIZE	3 INCHES
FOOTREST WIDTH	14 INCHES
FOOTREST DEPTH	6 INCHES
BACK HEIGHT	14 INCHES
ARMREST LENGTH	10 INCHES
WIDTH BETWEEN LEGS	16.5 INCHES
INTERIOR FRAME WIDTH	16.5 INCHES
CLEARANCE REQUIRED	4 INCHES
WEIGHT CAPACITY	300 POUNDS
PRODUCT WEIGHT	47 POUNDS

## FOLDED SPECIFICATIONS

LENGTH	14.5 INCHES
WIDTH	22 INCHES
HEIGHT	28 INCHES

## SHIPPING DETAILS

BOX LENGTH	24 INCHES
BOX WIDTH	19 INCHES
BOX HEIGHT	31 INCHES
BOX WEIGHT	64 POUNDS



## PRODUCT DETAILS

FRAME MATERIAL	STEEL	BATTERY TYPE	LITHIUM ION
FRAME COLOR	WHITE	BATTERY WEIGHT	1 POUND
SEAT MATERIAL	STEEL	BATTERY SIZE	1"x 8"x 3"
ACCENT COLOR	BLACK		

## COMPATIBLE ACCESSORIES

FCOM-003	COMMODE PAIL	MP-A18	ANTERIOR TRUNK SUPPORT HARNESS
FCOM-001	SEAT CUSHION		

# FREEDOM EVERYLIFT POWERED SLING SEAT PATIENT LIFT

An innovative breakthrough in personal patient handling and transfer. The Freedom EveryLift transforms how caregivers, families, and individuals assist with movement throughout the home or care environment. Unlike traditional Hoyer lifts, this powered chair provides a safer, dignified, and more comfortable solution for everyday transfers.



## Best for Powered Everyday Patient Transfers



**330 LBS**  
WEIGHT CAPACITY



**71.2 LBS**  
UNIT WEIGHT



**84 LIFTS**  
PER CHARGE

### ➤ Sling Seat with Back Support

Comfortable and secure sling seat offers full-body support and stability, allowing smooth transfers from bed, toilet, or car.

### ➤ Battery-Powered Electric Lift

Equipped with a quiet, durable 22.2V lithium battery supporting up to 84 lifts per charge with a convenient battery-level indicator.

### ➤ Adjustable Width Base & Locking Wheels

Easily expands to fit through doorways and align with various surfaces. Four 4" caster wheels with dual-lock brakes provide stability and control.

### ➤ Foldable, Travel-Ready Design

The tool-free frame folds down quickly for compact storage or transport, making it perfect for both home and on-the-go use.

## ORDERING DETAILS

SKU	COLOR	UOM	INC. ACC.
MP-P11	WHITE	1/CS	PADDED SLING



## TECHNICAL DETAILS

PRODUCT LENGTH	34 INCHES
PRODUCT WIDTH	22.8 INCHES
PRODUCT HEIGHT	39.4 - 54.2 INCHES
SEAT LENGTH	18 INCHES
SEAT HEIGHT RANGE	19.7 - 33.3 INCHES
GRIP HEIGHT	3 INCHES
GRIP WIDTH	8.5 INCHES
SEAT BACK HEIGHT	8 INCHES
SEAT BACK WIDTH	13 INCHES
FRONT/REAR CASTER SIZE	4 INCHES
ARMREST LENGTH	17 INCHES
WIDTH BETWEEN LEGS	24 INCHES
SEATBELT STRAP LENGTH	23 INCHES
CLEARANCE REQUIRED	4 INCHES
WEIGHT CAPACITY	330 POUNDS
PRODUCT WEIGHT	71.2 POUNDS

## SHIPPING DETAILS

BOX LENGTH	37 INCHES
BOX WIDTH	26 INCHES
BOX HEIGHT	11 INCHES
BOX WEIGHT	81 POUNDS



## FOLDED SPECIFICATIONS

LENGTH	22.8 INCHES
WIDTH	15 INCHES
HEIGHT	38 INCHES

## PRODUCT DETAILS

FRAME MATERIAL	STEEL	BATTERY TYPE	LITHIUM ION
FRAME COLOR	WHITE	BATTERY WEIGHT	1 POUND
SEAT MATERIAL	NYLON+EVF	BATTERY SIZE	1"x 8"x 3"

## COMPATIBLE ACCESSORIES

MP-A-01	SLING SEAT (PADDED)
MP-A-02	SLING SEAT (COMMODE OPENING)
MP-A-03	SLING SEAT (PADDED BOARD)

# THE ASCEND & GO SIT TO STAND LIFT

The Ascend & Go Sit-to-Stand Lift is designed for individuals who can bear some weight but need assistance transitioning between seated positions. It supports safe, controlled sit-to-stand transfers while encouraging active participation to promote mobility, strength, and confidence during daily transfers.



Optional Transfer Harness  
SKU: MP-A09

## Best for Partial Weight-Bearing Transfers



**400 LBS**  
WEIGHT CAPACITY



**50 LBS**  
UNIT WEIGHT



**ADJUSTABLE**  
KNEE SUPPORT

### ➤ Pivoting Seat

Makes settling into the lift easy and secure, allowing patients to remain in their preferred standing position during transfer.

### ➤ Adjustable Knee Support

Provides enhanced stability, security, and comfort during seated transfers, with adjustability to accommodate a wide range of patients.

### ➤ Dual Locking Wheels

Designed to ensure safety and unwanted movement during transfer into the device, or during transit.

### ➤ Supportive Handle Bar

The cross-bar handle allows patients to support themselves by pulling towards the lift during transfers, reducing strain.

## ORDERING DETAILS

SKU	COLOR	UOM	INC. ACC.
MP-P02	GREY & BLUE	1/CS	

## TECHNICAL DETAILS

PRODUCT LENGTH	30 INCHES
PRODUCT WIDTH	22.5 INCHES
PRODUCT HEIGHT	43 INCHES
ADJ. BASE WIDTH	14 - 24 INCHES
FRONT CASTER SIZE	4 INCHES
REAR CASTER SIZE	3 INCHES
FOOTREST WIDTH	16 INCHES
FOOTREST DEPTH	12 INCHES
KNEE PAD WIDTH	15 INCHES
PRODUCT WEIGHT	50 POUNDS
WEIGHT CAPACITY	400 POUNDS

## SHIPPING DETAILS

BOX LENGTH	43 INCHES
BOX WIDTH	28 INCHES
BOX HEIGHT	11 INCHES
BOX WEIGHT	64 POUNDS



## FOLDED SPECIFICATIONS

LENGTH	30 INCHES
WIDTH	22.25 INCHES
HEIGHT	43 INCHES

## PRODUCT DETAILS

FRAME MATERIAL	STEEL	ACCENT COLOR	BLUE
FRAME COLOR	GREY		

## COMPATIBLE ACCESSORIES

MP-A09	CHEST TRANSFER HARNESS
--------	------------------------

# SIDEKICK MOBILE SHOWER CHAIR

The Shower Sidekick is a versatile 4-in-1 bathroom mobility solution available in two distinct models, allowing users to choose the level of mobility support that best fits their needs. Designed to function as a shower chair, commode, and wheelchair, its water-resistant construction delivers comfort, safety, and convenience for everyday bathroom use.

Optional Rear Wheels  
SKU: MP-P08-KIT

## Best for Bathroom Mobility



**400 LBS**  
WEIGHT CAPACITY



**37 LBS**  
UNIT WEIGHT



**4-IN-1**  
VERSATILE USE



### Rust-Proof Construction

Crafted from High Strength Lightweight Nylon Fiber that prevents corrosion, making it perfect for long-term bathroom use.

### Adjustable Footrests

Tailored to the user's height, offering optimal leg support for a personalized fit.

### Dual Locking Wheels

Smooth-rolling, secure wheels ensure stability during movement or while stationary.

### Commode Integration

Designed for dual functionality, it can be used as a standalone commode or positioned over a standard toilet for added convenience.

## ORDERING DETAILS

SKU	STYLE	UOM	INC. ACC.
MP-P08	W/O 24" REAR WHEELS	1/CS	COMMODE PAIL & LID
MP-P08-KIT	W/ 24" REAR WHEELS	1/CS	COMMODE PAIL & LID



## TECHNICAL DETAILS

PRODUCT LENGTH	34.7 INCHES
PRODUCT WIDTH	19.7 INCHES
PRODUCT HEIGHT	38.2 INCHES
FRONT/REAR CASTER SIZE	4.8 INCHES
FOOTREST WIDTH	6 INCHES
FOOTREST DEPTH	14 INCHES
SEAT WIDTH	17.7 INCHES
SEAT LENGTH	17.4 INCHES
BACK HEIGHT	17.6 INCHES
ARMREST LENGTH	23.3 INCHES
ARMREST HEIGHT	8 INCHES
PRODUCT WEIGHT	37 POUNDS
WEIGHT CAPACITY	400 POUNDS

## SHIPPING DETAILS

BOX LENGTH	31 INCHES
BOX WIDTH	26 INCHES
BOX HEIGHT	26 INCHES
BOX WEIGHT	38 POUNDS



## PRODUCT DETAILS

FRAME MATERIAL	NYLON FIBER	FRAME COLOR	WHITE
SEAT MATERIAL	PU	ACCENT COLOR	BLUE

## COMPATIBLE ACCESSORIES

FCOM-003	COMMODE PAIL
----------	--------------

# ALTICARE RAISED TOILET SEAT

Improve bathroom accessibility with the AltiCare Raised Toilet Seat, providing a comfortable and sturdy solution for individuals with mobility challenges or joint pain. Its reliable design ensures both safety and convenience.



## Best for Stationary Toileting



**300 LBS**  
WEIGHT CAPACITY



**4.6 LBS**  
UNIT WEIGHT



**5 INCHES**  
ADDITIONAL HEIGHT



### 5 Inches of Added Height

Elevates the toilet seat to reduce bending and provide effortless sitting and standing.

### Adjustable Armrest Width

Provide extra stability, security, and comfortability while being transferred in the seated position.

### Embedded Non-Slip Seat

Features a contoured non-slip seat that provides the comfort of a traditional toilet while reducing the risk of slipping, especially for those with joint pain or limited mobility.

### Quick & Easy Cleaning

Non-porous materials support quick and effective cleaning, ideal for high-use environments.

## ORDERING DETAILS

SKU	COLOR	UOM	INC. ACC.
MP-P09	WHITE & BLUE	1/CS	

## TECHNICAL DETAILS

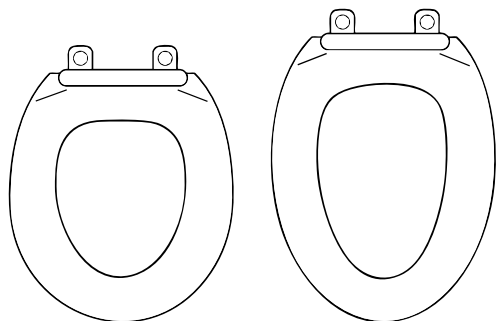
PRODUCT LENGTH	15.7 INCHES
PRODUCT WIDTH	14.4 INCHES
PRODUCT HEIGHT	6.1 INCHES
INSIDE BOWL WIDTH	8.6 INCHES
INSIDE BOWL DEPTH	10.6 INCHES
HANDLE LENGTH	22 INCHES
HANDLE HEIGHT	10.2 INCHES
PRODUCT WEIGHT	4.6 POUNDS
WEIGHT CAPACITY	300 POUNDS

## SHIPPING DETAILS

BOX LENGTH	18 INCHES
BOX WIDTH	15 INCHES
BOX HEIGHT	9 INCHES
BOX WEIGHT	5 POUNDS



Works on Round or Elongated Toilets



## ADJUSTABLE DETAILS

ARMREST INSIDE WIDTH	16 - 18 INCHES
ADDED HEIGHT TO TOILET SEAT	5 INCHES

## PRODUCT DETAILS

BOWL MATERIAL	POLYPROPYLENE	SEAT MATERIAL	RUBBER
HANDLE MATERIAL	ALUMINUM	PRIMARY COLOR	WHITE

# SAFESIT TOILET SEAT HANDLES

SafeSit Toilet Seat Handles give you steady, reliable support when lowering onto or rising from the toilet. Designed for quick installation and everyday comfort, they add confidence, stability, and independence to any bathroom without taking up extra space.

## Best for Daily Support



**300 LBS**  
WEIGHT CAPACITY



**12 LBS**  
UNIT WEIGHT



**ADJUSTABLE**  
SPACING AND ALIGNMENT



### Stable Sit-to-Stand Support

Provides firm hand placement to help users safely lower onto the toilet and push back up with control and confidence.

### Flip-up Space Saving Arms

Each arm lifts upward when not in use to keep shared bathrooms clear and accessible.

### Helps Prevent Bathroom Falls

Reduces the risk of losing balance during one of the highest-risk daily movements, sitting down and standing up.

### Alternative to Raised Seats and Lifts

Perfect for users who do not need added seat height or powered lifting but require reliable hand support.

## ORDERING DETAILS

SKU	COLOR	UOM	INC. ACC.
MP-P13	WHITE	1/CS	



## TECHNICAL DETAILS

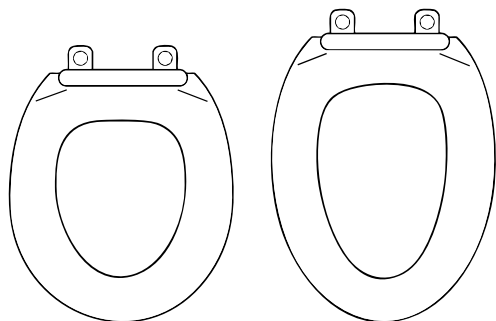
PRODUCT LENGTH	16 INCHES
PRODUCT WIDTH	22.5 INCHES
PRODUCT HEIGHT	12 INCHES
HANDLE WIDTH	3 INCHES
WIDTH BETWEEN HANDLES	17.5 INCHES
FRAME BASE LENGTH	22 INCHES
PRODUCT WEIGHT	12 POUNDS
WEIGHT CAPACITY	300 POUNDS

## SHIPPING DETAILS

BOX LENGTH	28 INCHES
BOX WIDTH	11 INCHES
BOX HEIGHT	6 INCHES
BOX WEIGHT	14 POUNDS



Works on Round or Elongated Toilets



## PRODUCT DETAILS

FRAME MATERIAL	ALUMINUM	FRAME COLOR	WHITE
----------------	----------	-------------	-------

# ARGO POWERED TOILET SEAT RISER

The electric ArGo toilet lift helps prevent falls and joint pain by helping those who are struggling to get up or down from a seated toilet position. It is the perfect solution for people who want to maintain their independence while still having the safety of a lift.

## Best for Adjustable Toileting



**450 LBS**  
WEIGHT CAPACITY



**41 LBS**  
UNIT WEIGHT



**100+ LIFTS**  
PER CHARGE



### ➤ Gentle & Adjustable Lift

With a push of a button, the ArGo will gently lower the patient onto the toilet, then helps lift them up to standing position once finished.

### ➤ Plug-In and Rechargeable

Plug in the ArGo for unlimited lifts or use its rechargeable battery if no safe outlet is nearby.

### ➤ Universal Design

The adjustable legs allow the ArGo to fit nearly all toilet bowls, ranging in height from 14 to 18 inches tall.

### ➤ Ergonomic Handles

To make sure users are as safe as possible when using the ArGo toilet lift, angled handles have been installed for added stability.

## ORDERING DETAILS

SKU	COLOR	UOM	INC. ACC.
MP-P03	WHITE	1/CS	CHARGER, REMOTE

## TECHNICAL DETAILS

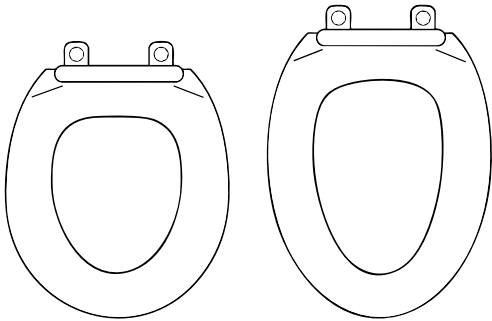
PRODUCT LENGTH	17 INCHES
PRODUCT WIDTH	21 INCHES
PRODUCT HEIGHT	24 INCHES
BASE INSIDE WIDTH	16 INCHES
ADJ. LEG HEIGHT	3 INCHES
HANDLE HEIGHT	9 INCHES
HANDLE LENGTH	13 INCHES
SEAT DEPTH	16 INCHES
ADJ. SEAT HEIGHT	0 - 14 INCHES
INSIDE BOWL WIDTH	11 INCHES
INSIDE BOWL DEPTH	9 INCHES
FULL HEIGHT	37 INCHES
PRODUCT WEIGHT	41 POUNDS
WEIGHT CAPACITY	450 POUNDS

## SHIPPING DETAILS

BOX LENGTH	27 INCHES
BOX WIDTH	23 INCHES
BOX HEIGHT	27 INCHES
BOX WEIGHT	51 POUNDS



Works on Round or Elongated Toilets



## EXTENSION DETAILS

FRONT END	22.8"-23.6" (ABOVE GROUND)
REAR END	31.3"-32.1" (ABOVE GROUND)
LIFTING ANGLE	0-30° MAX

## PRODUCT DETAILS

FRAME MATERIAL	PLASTIC	BATTERY TYPE	LITHIUM ION
FRAME COLOR	WHITE	BATTERY WEIGHT	1 POUND
HANDLE COLOR	BLACK	BATTERY SIZE (L X W X H)	2"x 8"x 3"

# BRIDGE BATH AND FALL RECOVERY LIFT

The Bridge Bathlift & Fall Recovery Lift is a dual-purpose solution designed to help individuals safely get in and out of the bathtub by bridging the tub threshold, while also functioning as a reliable fall recovery lift to assist users off the floor.



## Best for Bathing and Fall Recovery



**315 LBS**  
WEIGHT CAPACITY



**25 LBS**  
UNIT WEIGHT



**120+ LIFTS**  
PER CHARGE

### Adjustable Seat Height

The height adjusts from 3" to 20" via a waterproof remote, offering effortless lifting from the ground or the bottom of the tub.

### Transfer Seat Flaps

The seat flaps offer a sturdy bridge-like surface making transfer in and out of the lift or the tub, a breeze.

### Durable Construction

Built with alloy steel, the Bridge Bath Lift supports up to 300 lbs., providing reliable stability and comfort.

### Anti-Slip Suction Cups

Six powerful suction cups, securely attach the lift to smooth, hard surfaces like tile, wood floors, and bathtubs, ensuring stability wherever you need it.

## ORDERING DETAILS

SKU	COLOR	UOM	INC. ACC.
MP-P01	WHITE & BLUE	1/CS	CHARGER, REMOTE



## TECHNICAL DETAILS

PRODUCT LENGTH	14.4 INCHES
PRODUCT WIDTH	23.6 INCHES
PRODUCT HEIGHT	25 INCHES
ADJ. HEIGHT	3 - 20 INCHES
BACK REST WIDTH	11.5 - 13 INCHES
BACK REST HEIGHT	28 INCHES
SEAT WIDTH	13.5 INCHES
SEAT DEPTH	17 INCHES
SEAT FLAP WIDTH	7 INCHES
SEAT FLAP LENGTH	17 INCHES
SEAT LENGTH W/ FLAP	28 INCHES
PRODUCT WEIGHT	25 POUNDS
WEIGHT CAPACITY	315 POUNDS

## SHIPPING DETAILS

BOX LENGTH	29 INCHES
BOX WIDTH	17 INCHES
BOX HEIGHT	12 INCHES
BOX WEIGHT	34 POUNDS



## FOLDED SPECIFICATIONS

LENGTH	28 INCHES
WIDTH	14 INCHES
HEIGHT	9 INCHES

## PRODUCT DETAILS

MATERIAL	ALUMINUM & PLASTIC	BATTERY TYPE	LITHIUM ION
FRAME COLOR	WHITE	BATTERY WEIGHT	1 POUND
SEAT COLOR	BLUE	BATTERY SIZE (L X W X H)	2" X 8" X 3"

# HELPUUP INFLATABLE FLOOR ASSIST LIFT

The inflatable floor to feet chair lift was designed to safely lift an individual off the floor after a fall in just minutes. With only one assisting caregiver, the HelpUp with Airlift technology can inflate and quickly raise an individual back to a standing position.



## Best for Fall Risk



**300 LBS**  
WEIGHT CAPACITY



**22 LBS**  
UNIT WEIGHT



**30 FT**  
POWER CORD



### AirLift Technology Inflation Pump

The high-flow inflation pump utilizes airlift technology to quickly and safely restore a fallen patient to a seated or standing position with the push of a button.

### 3 Tiered lift

Ensures controlled inflation for safety and allows time to adjust comfortably before standing upright.

### Contoured Seat & Secure Handles

Features slip free material and secure handles, ensuring maximum safety when lifting the fallen patient off the floor

### Compact for Storage or Travel

The Help Up includes a convenient rolling duffel bag for easy access, storage, and transportation.

## ORDERING DETAILS

SKU	COLOR	UOM	INC. ACC.
HELPUUP	GREY	1/CS	ELECTRIC PUMP, STORAGE BAG

## TECHNICAL DETAILS

PRODUCT LENGTH	49 INCHES
PRODUCT WIDTH	42 INCHES
PRODUCT HEIGHT	55 INCHES
HEADREST HEIGHT	21.5 INCHES
HEADREST WIDTH	10 INCHES
HEADREST LENGTH	23 INCHES
HANDLE LENGTH	7 INCHES
PRODUCT WEIGHT	22 POUNDS
WEIGHT CAPACITY	300 POUNDS

## INFLATION HEIGHTS

1ST STAGE	INCHES
2ND STAGE	30 INCHES
3RD STAGE	48 INCHES

## INCLUDED ACCESSORIES



## DUFFLE BAG DETAILS

LENGTH	28 INCHES
WIDTH	14 INCHES
HEIGHT	14 INCHES

## SHIPPING DETAILS

BOX LENGTH	30 INCHES
BOX WIDTH	15 INCHES
BOX HEIGHT	13 INCHES
BOX WEIGHT	33 POUNDS



## PRODUCT DETAILS

MATERIAL	VINYL	PRODUCT COLOR	GREY
AIR PUMP	ELECTRIC	HANDLE COLOR	BLUE

# LIFT BUDDY FALL RECOVERY CHAIR

The Lift Buddy Fall Recovery Chair provides a safe, motorized lift from floor level to a secure seated height. Built for users with limited mobility, it offers smooth, stable assistance after a fall and supports easy transfers to beds, chairs, or wheelchairs in home or care environments.

## Best for Fall Recovery



**440 LBS**  
WEIGHT CAPACITY



**44.5 LBS**  
LIGHTWEIGHT FRAME



**ADJUSTABLE**  
SEAT HEIGHT



### Eliminates Dangerous Manual Lifting

Prevents caregiver back, shoulder, and joint injuries caused by attempting to lift someone off the floor by hand.

### Motorized Floor-to-Seat Lifting

Smooth electric lift raises the seat from 2.8 inches to 22.4 inches for controlled, stable recovery.

### Supportive Backrest and Armrests

Keeps the user upright, balanced, and secure throughout the entire lift process.

### Ideal for Home and Care Environments

Designed for bedrooms, living spaces, assisted living, rehabilitation, and community care use.

## ORDERING DETAILS

SKU	COLOR	UOM	INC. ACC.
MP-P14	BLACK & GREY	1/CS	REMOTE



## TECHNICAL DETAILS

PRODUCT LENGTH	29 INCHES
PRODUCT WIDTH	23 INCHES
PRODUCT HEIGHT	33 INCHES
SEAT HEIGHT RANGE	2.8 - 22.4 INCHES
ARMREST LENGTH	15 INCHES
SEAT WIDTH	16.5 INCHES
SEAT LENGTH	18.5 INCHES
BACK HEIGHT	23 INCHES
BACK WIDTH	17 INCHES
PRODUCT WEIGHT	44.5 POUNDS
WEIGHT CAPACITY	440 POUNDS

## SHIPPING DETAILS

BOX LENGTH	35 INCHES
BOX WIDTH	23 INCHES
BOX HEIGHT	12 INCHES
BOX WEIGHT	55 POUNDS



## PRODUCT DETAILS

FRAME MATERIAL	STEEL	SEAT MATERIAL	FABRIC
FRAME COLOR	BLACK	SEAT COLOR	GREY

## COMPATIBLE ACCESSORIES

MS-A01	TRANSFER BOARD	MS-A01	LIFT ASSIST STANDING AID
--------	----------------	--------	--------------------------

# BOUNCE BACK FALL RECOVERY PATIENT LIFT

A portable, battery-powered device designed to safely and easily assist individuals in recovering from falls at home. Combining comfort, safety, and convenience, it allows caregivers to confidently help loved ones from the floor to a standing position, reducing strain and restoring independence.



## Best for Partial Mobility



**500 LBS**  
WEIGHT CAPACITY



**66.4 LBS**  
UNIT WEIGHT



**ADJUSTABLE**  
SEAT HEIGHT

### Adjustable Seat Height

Offers a controlled lift range from 1.2 inches to 28.7 inches, providing steady support tailored to the user's needs.

### Sloped Seat for Easy Transfers

The gently inclined seat simplifies getting onto the lift, ensuring a comfortable and secure recovery experience.

### Flip-Up Armrests

Foldable armrests make it easier for users to position themselves on the lift while offering added stability during use.

### Magnetic Remote Control

The user-friendly remote can be mounted on the unit for easy access, allowing caregivers or users to smoothly control the lift's movement with the push of a button.

## ORDERING DETAILS

SKU	COLOR	UOM	INC. ACC.
MP-P10	WHITE & GREY	1/CS	SEATBELT

## TECHNICAL DETAILS

PRODUCT LENGTH	28 INCHES
PRODUCT WIDTH	18 INCHES
PRODUCT HEIGHT	42 INCHES
ADJ. HEIGHT	1.2 - 28.7 INCHES
SEAT HEIGHT	2.25 INCHES
SEAT WIDTH	15 INCHES
SEAT DEPTH	16 INCHES
ARMREST HEIGHT	11 INCHES
ARMREST LENGTH	17 INCHES
SEAT BACK HEIGHT	14 INCHES
SEAT BACK WIDTH	14 INCHES
HANDLE LENGTH	4.5 INCHES
WHEEL SIZE	5 INCHES
PRODUCT WEIGHT	66.4 POUNDS
WEIGHT CAPACITY	500 POUNDS

## SHIPPING DETAILS

BOX LENGTH	43 INCHES
BOX WIDTH	24 INCHES
BOX HEIGHT	9 INCHES
BOX WEIGHT	71 POUNDS



## PRODUCT DETAILS

FRAME MATERIAL	ALUMINUM	PRODUCT COLOR	WHITE
HANDLE MATERIAL	RUBBER		

## COMPATIBLE ACCESSORIES

MS-A01	TRANSFER BOARD	MS-A01	LIFT ASSIST STANDING AID
--------	----------------	--------	--------------------------





# VOLTSTAIR

POWERED HAND TRUCK







Mobile Patient Lift



@MobilePatientLift



Mobile Patient Lift



Mobile Patient Lift

# VOLTSTAIR

## The Future of Powered Material Handling

Voltstair is the industry leader in powered material handling, engineered specifically to tackle the most dangerous task in logistics: moving heavy, bulky equipment across varying elevations. Our mission is to transform a high-risk manual labor task into a controlled, push-button process.

For dealers and distributors, Voltstair represents more than just equipment but also as a critical tool for loss prevention. By automating the ascent and descent of heavy loads, we help businesses significantly reduce Workers' Compensation claims, prevent costly property damage, and improve overall operational efficiency. When you provide Voltstair, you are helping your clients protect their most valuable asset: their people.

# THE VOLTSTAIR GO

Made for lighter-weight jobs, the Voltstair GO weighs only 30lbs but lifts up to 150 lbs up or down flights of stairs. It's ideal for moving small to medium-sized boxes and light equipment.



## Best for Portability



**150 LBS**  
WEIGHT CAPACITY



**30 LBS**  
UNIT WEIGHT



**120 FLIGHTS**  
& LIGHTWEIGHT

- **Extremely Portable Lightweight Design**  
Our lightest model, the GO lives up to its name with the smallest folded size out of the line – only 10” in length. It easily fits into any space, such as cramped closets or tight elevators
- **Small But Mighty**  
The 30lbs. GO can lift up to 150lbs. thanks to its powerful motorized anti-slip tracks.
- **Electronically Controlled Motor**  
Provides precise control with an electronic brake and speed control for safe navigation on straight stairs.
- **Ground Level Lifting Platform**  
Our tapered lifting platform is strong making it easy to wedge beneath boxes and equipment.

## ORDERING DETAILS

SKU	COLOR	UOM	INC. ACC.
VSGO	BLACK	1/CS	CHARGER

## TECHNICAL DETAILS

PRODUCT LENGTH	14 INCHES
PRODUCT WIDTH	20 INCHES
PRODUCT HEIGHT	30 INCHES
BASE WIDTH (TAPERED)	10 - 19 INCHES
BASE DEPTH	14 INCHES
TRACK LENGTH	30 INCHES
HANDLE LENGTH	30 INCHES
PRODUCT WEIGHT	30 POUNDS
WEIGHT CAPACITY	150 POUNDS

## EXTENSION DETAILS

HANDLE HEIGHTS	36, 43, & 51 INCHES
FULL HEIGHT	60 INCHES

## PLATFORM DIMENSIONS

LENGTH	19 INCHES
WIDTH	12 INCHES
DEPTH (TAPERED)	13 3/8 INCHES

## FOLDED SPECIFICATIONS

LENGTH	10 INCHES
WIDTH	20 INCHES
HEIGHT	38 INCHES

## SHIPPING DETAILS

BOX LENGTH	40 INCHES
BOX WIDTH	22 INCHES
BOX HEIGHT	12 INCHES
BOX WEIGHT	41 POUNDS



## PRODUCT DETAILS

FRAME MATERIAL	ALUMINUM	BATTERY WEIGHT	2 POUNDS
FRAME COLOR	DARK GREY	BATTERY SIZE	2"x 3"x 6"
BATTERY TYPE	LITHIUM ION		

## COMPATIBLE ACCESSORIES

V-A04	MOUNTING STRAP
-------	----------------

# THE VOLTSTAIR X-CLIMBER

Designed to do the heavy lifting, the Voltstair X-Climber with X-lifting brace can lift up to 375lbs. up or down a flight of stairs, quickly, easy, and safely.



## Best for Curved Stairs



**375 LBS**  
LIFT CAPACITY



**61 LBS**  
UNIT WEIGHT



**60 FLIGHTS**  
PER CHARGE

### Two Speed Controls

Find the right speed setting for you. Choose between 24 steps/min or 34 steps/min.

### Stair Support Wheels

Compatible for all stair types, including curved staircases. The X-lifting brace can accommodate up to an 8.3" stair step.

### Angle Safety Recognition

If the X-Climber is tilted too far (forward, back, left, or right) while climbing, the motor-speed will slow down to help prevent accidents.

### Ground Level Lifting Platform

Supports up to 375lbs of weight while also designed to be low to the ground to minimize lifting strain.

## ORDERING DETAILS

SKU	COLOR	UOM	INC. ACC.
XCLIMB	BLACK & BLUE	1/CS	MOUNTING STRAP, SAFETY STRAP



## TECHNICAL DETAILS

PRODUCT LENGTH	43 INCHES
PRODUCT WIDTH	13 INCHES
PRODUCT HEIGHT	43 INCHES
BASE DEPTH	15 INCHES
BASE WIDTH	13 INCHES
WHEEL HEIGHT	10 INCHES
SUPPORT WHEEL HEIGHT	2 INCHES
PRODUCT WEIGHT	61 POUNDS
WEIGHT CAPACITY	375 POUNDS

## EXTENSION DETAILS

HANDLE HEIGHTS	43 - 62 INCHES
FULL HEIGHT	62 INCHES

## PLATFORM DIMENSIONS

LENGTH	15.6 INCHES
WIDTH	12.5 INCHES

## FOLDED SPECIFICATIONS

LENGTH	13 INCHES
WIDTH	20 INCHES
HEIGHT	49 INCHES

## SHIPPING DETAILS

BOX LENGTH	51 INCHES
BOX WIDTH	21 INCHES
BOX HEIGHT	14 INCHES
BOX WEIGHT	84 POUNDS



## PRODUCT DETAILS

FRAME MATERIAL	ALUMINUM	BATTERY TYPE	LITHIUM ION
FRAME COLOR	BLACK	BATTERY WEIGHT	4 POUNDS
ACCENT COLOR	BLUE	BATTERY SIZE	3.75"x 10"x 9.5"

## COMPATIBLE ACCESSORIES

V-A05	MOUNTING STRAP
-------	----------------

# THE VOLTSTAIR HERCULES

The Voltstair Hercules is made for nearly all your delivery needs—holding bulky and cumbersome items like appliances, safes, and other assortments of large and medium items.



## Best for Heavy Lifting



**500 LBS**  
WEIGHT CAPACITY



**56 LBS**  
UNIT WEIGHT



**120 FLIGHTS**  
& LIGHTWEIGHT

- Detachable Security Strap**  
Adjust the buckle strap around your product to keep the load on the platform when transporting.
- Low Lifting Platform**  
Supports up to 500lbs of weight while also designed to be low to the ground to minimize lifting strain.
- Intuitive Color-Coded Control Panel**  
A user-friendly, color-coded control panel ensures effortless operation and navigation.
- Dual Locking Wheels**  
Lock each wheel easily to prevent any possibility of rolling when not in use.

ORDERING DETAILS			
SKU	COLOR	UOM	INC. ACC.
TROL	BLACK & YELLOW	1/CS	RATCHET STRAP

## TECHNICAL DETAILS

PRODUCT LENGTH	26 INCHES
PRODUCT WIDTH	18 INCHES
PRODUCT HEIGHT	41 INCHES
BASE DEPTH	26 INCHES
BASE WIDTH	18 INCHES
FRONT WHEEL HEIGHT	3 INCHES
BACK WHEEL HEIGHT	5 INCHES
TRACK LENGTH	29 INCHES
HANDLE HEIGHT	29 INCHES
PRODUCT WEIGHT	56 POUNDS
WEIGHT CAPACITY	500 POUNDS

## EXTENSION DETAILS

HANDLE HEIGHTS	46, 53, 60 & 66 INCHES
FULL HEIGHT	68 INCHES

## PLATFORM DIMENSIONS

LENGTH	24 INCHES
WIDTH	18 INCHES

## FOLDED SPECIFICATIONS

FOLDED LENGTH	41 INCHES
FOLDED WIDTH	20.5 INCHES
FOLDED HEIGHT	12 INCHES

## SHIPPING DETAILS

BOX LENGTH	49 INCHES
BOX WIDTH	24 INCHES
BOX HEIGHT	14 INCHES
BOX WEIGHT	72 POUNDS



## PRODUCT DETAILS

FRAME MATERIAL	ALUMINUM	BATTERY TYPE	LITHIUM ION
FRAME COLOR	YELLOW	BATTERY WEIGHT	5 POUNDS
ACCENT COLOR	BLACK	BATTERY SIZE	3"x 8"x 5"

## COMPATIBLE ACCESSORIES

V-A03	MOUNTING STRAP
-------	----------------

# THE VOLTSTAIR **TITAN**

The Voltstair Titan shines when carrying strenuous loads as the rear handles and professional grade ratchet system are invaluable for the heaviest of tasks.



## Best for Stability



**440 LBS**  
LIFT CAPACITY



**67 LBS**  
UNIT WEIGHT



**60 FLIGHTS**  
PER CHARGE



### Three Speed Controls

Change your speed to match your desired pace with a simple click of a button.



### Foldable Rear Handles

Use the rear handles when maneuvering over flat surfaces to minimize strain.



### Professional Grade Ratchet Security Belt

A built-in ratchet belt system to ensure the perfect fit for any item – reducing chances of product damage.



### Dual Locking Wheels

Lock each wheel easily to prevent any possibility of rolling when not in use.

## ORDERING DETAILS

SKU	COLOR	UOM	INC. ACC.
VLST	BLACK & GREY	1/CS	RATCHET STRAP



## TECHNICAL DETAILS

PRODUCT WIDTH	19 INCHES
PRODUCT HEIGHT	38 INCHES
BASE DEPTH	20 INCHES
BASE WIDTH	19 INCHES
FRONT WHEEL HEIGHT	5 INCHES
BACK WHEEL HEIGHT	6 INCHES
TRACK LENGTH	33 INCHES
HANDLE HEIGHT	10 INCHES
PRODUCT WEIGHT	67 POUNDS
WEIGHT CAPACITY	440 POUNDS

## EXTENSION DETAILS

HANDLE HEIGHTS	42, 49, 56 & 63 INCHES
FULL HEIGHT	67 INCHES

## PLATFORM DIMENSIONS

LENGTH	19 INCHES
WIDTH	19 INCHES

## FOLDED SPECIFICATIONS

FOLDED LENGTH	10 INCHES
FOLDED WIDTH	10 INCHES
FOLDED HEIGHT	42 INCHES

## SHIPPING DETAILS

BOX LENGTH	46 INCHES
BOX WIDTH	24 INCHES
BOX HEIGHT	14 INCHES
BOX WEIGHT	81 POUNDS



## PRODUCT DETAILS

FRAME MATERIAL	STEEL	BATTERY TYPE	LITHIUM ION
FRAME COLOR	GREY	BATTERY WEIGHT	2 POUNDS
ACCENT COLOR	BLACK	BATTERY SIZE	3" x 6" x 2"

## COMPATIBLE ACCESSORIES

V-A02	PLATFORM RAMP	V-A03	MOUNTING STRAP



# CLIMBING STEPS





# WHY CHOOSE CLIMBING STEPS?



**Customer  
Commitment**



**Accessible  
Products**



**Solution  
Focused**



**Dealer  
Programs**



**Exceptional  
Quality**



**Bulk  
Purchasing**

## VISIT US ONLINE



[www.mobilestairlift.com](http://www.mobilestairlift.com)



[www.mobilepatientlift.com](http://www.mobilepatientlift.com)



[www.voltstair.com](http://www.voltstair.com)

## CONTACT US

**Monday - Friday: 9:00AM - 5:00PM EST**



**(212) 366-5483**



**Info@ClimbingSteps.com**



**[www.ClimbingSteps.com](http://www.ClimbingSteps.com)**



**6601 Lyons Rd, Suite C10,  
Coconut Creek, FL 33073**

# CLIMBING STEPS

[www.ClimbingSteps.com](http://www.ClimbingSteps.com)

[www.MobileStairlift.com](http://www.MobileStairlift.com)

[www.MobilePatientLift.com](http://www.MobilePatientLift.com)

[www.Voltstair.com](http://www.Voltstair.com)

## 2026

### Product Catalog

SCAN TO BOOK  
YOUR APPOINTMENT!



QUESTIONS?  
CONTACT US!



(212) 366-5483



[Info@ClimbingSteps.com](mailto:Info@ClimbingSteps.com)



[www.ClimbingSteps.com](http://www.ClimbingSteps.com)



6601 Lyons Rd, Suite C10,  
Coconut Creek, FL 33073